


OFFICE OF THE STATE PUBLIC DEFENDER



STEVE BULLOCK
GOVERNOR

KRISTINA NEAL
CONFLICT COORDINATOR

STATE OF MONTANA

Phone: (406) 444-2536
Fax: (406) 444-2669
PO Box 200145
Helena, MT 59620-0145

March 29, 2016

To: Montana Public Defender Commission
From: Kristina Neal, Conflict Coordinator
RE: Report to the Commission

UPDATES

Draft Case Numbers:

In the first half of fiscal year 2016, I appointed counsel in 3,238 cases. At the same time comparison for last fiscal year, I had appointed counsel in 2,616 cases, or in an increase of 622 cases. I have attached a copy of the report from the case counts for the first half of this fiscal year and the first half of the fiscal year for 2015. Youth in need of care cases increased by 454 appointments and district court felonies increased by 179 cases. The other case types have remained stable. The largest areas of growth have been in Region 9 (Billings) and Region 6 (Havre).

Current office structure

My office is staffed by 7.00 FTEs; myself, five assistant public defenders, and one support staff. I have two assistant public defenders located in Missoula, two located in Great Falls and one in Billings. The Conflict Coordinator Office utilizes the same case weighting system as the Public Defender.

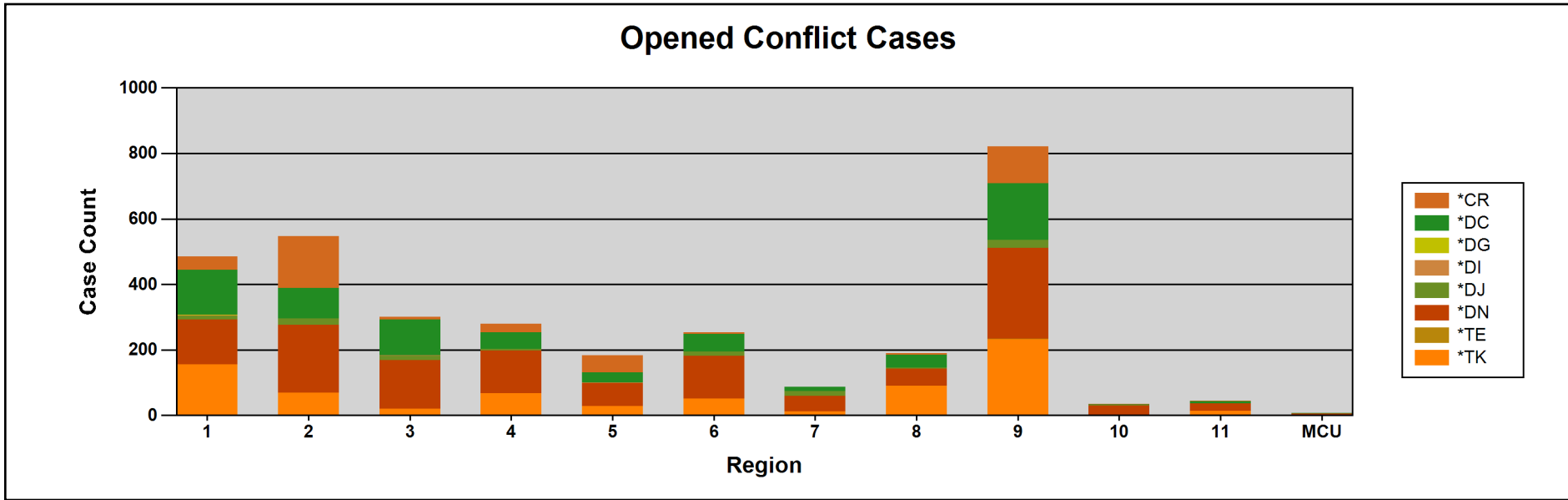
Operating plan

For FY 2016, my operating plan had been to bring on six modified FTE assistant public defenders to work in home-based settings. I have been able to hire four of these positions, as noted earlier. I am still in the process of recruiting for and hiring the remaining positions. My rationale behind this plan is to be able to more efficiently provide attorneys in parts of the state where the contract attorney pool is limited and to replace variable costs with fixed cost resources. The attorneys' locations have been and will be based on regional needs and regional conflict attorney costs.



Office of the State Public Defender: OPD Opened Conflict Cases by Type Report

Period from: 7/1/2015 through 12/31/2015

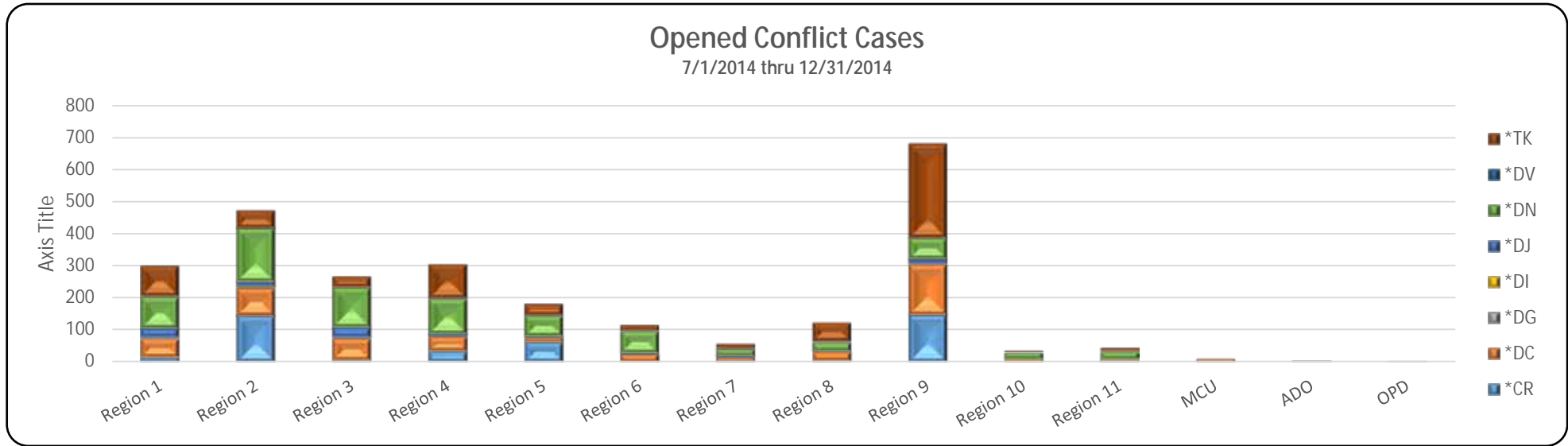


	*CR	*DC	*DG	*DI	*DJ	*DN	*TE	*TK	Total
Regional Office, Region 1	41	137	1	2	12	136	0	156	485
Regional Office, Region 2	159	93	0	0	19	208	0	69	548
Regional Office, Region 3	8	109	0	1	15	147	0	21	301
Regional Office, Region 4	26	50	0	0	5	130	0	68	279
Regional Office, Region 5	53	30	0	1	2	70	0	28	184
Regional Office, Region 6	6	53	0	0	14	130	0	51	254
Regional Office, Region 7	0	14	0	0	14	48	0	12	88
Regional Office, Region 8	5	39	0	0	4	51	0	91	190
Regional Office, Region 9	113	173	0	0	24	277	1	233	821
Regional Office, Region 10	1	3	0	0	1	30	0	0	35
Regional Office, Region 11	1	7	0	0	0	23	0	14	45
Major Crime Unit	0	3	0	0	0	5	0	0	8
Total	413	711	1	4	110	1,255	1	743	3,238



Office of the State Public Defender: OPD Opened Conflict Cases by Type Report

Period from: 7/1/2014 through 12/31/2014



	*CR	*DC	*DG	*DI	*DJ	*DN	*DV	*TK	Total
Region 1	15	59	3	1	28	100	0	97	303
Region 2	143	88	1	4	15	168	0	56	475
Region 3	5	70	1	2	31	126	0	35	270
Region 4	34	47	0	0	8	111	0	107	307
Region 5	63	15	0	1	3	65	0	37	184
Region 6	0	25	0	0	4	70	0	18	117
Region 7	4	12	0	0	5	22	0	15	58
Region 8	4	29	2	0	1	28	0	61	125
Region 9	146	159	0	0	16	67	0	295	683
Region 10	0	10	0	0	1	21	0	4	36
Region 11	3	6	0	0	2	23	0	10	44
MCU	0	11	0	0	0	0	0	0	11
ADO	0	0	0	0	0	0	1	0	1
OPD	1	1	0	0	0	0	0	0	2
Total	418	532	7	8	114	801	1	735	2,616